




SELF INSPECTION SHEET

CONFIDENTIAL INFORMATION

This document and the information contemplated therein have to be considered as Confidential Information pursuant to the provisions of Clause 25 of the MSA, and treated as such.

APPLICATION REFERENCE

MOUNTING	DESCRIPTION	STATION	CAR TYPE						WORK INSTRUCTION	SAFETY ? 	
			TC1	M4	M1	M2	M3	TC2			
<input type="checkbox"/>	DTR3-PROCE-06	INTERNAL WATERTIGHTNESS	FT1040	1	1	1	1	✓	1	PRA.FT1040.05.V6	NO
<input type="checkbox"/>											
<input type="checkbox"/>											
<input type="checkbox"/>											
<input type="checkbox"/>											
<input type="checkbox"/>											
<input type="checkbox"/>											

REV	DATE	MODIFICATION CONTENT	RESPONSIBLE	NAME	DATE
0	2017/07/10	ACCORDING TO IND-SAL-PRS-FRM-022_Rev_04 (LAPA)	APPROVER	THABISO KOMAKO	2017/07/30
			CHECKER	TANUSS MARCONDES	2017/07/30
			COMPILER	SELINA MADINGA	2017/07/10
1	2020/05/26	UPDATED EXPOSURE TIME FROM 20 MINUTES TO 40 MINUTES	APPROVER	VIASHEN SOOBARAMONEY	2020/05/26
			CHECKER	JOSHUA NEMANASHE	2020/05/26
			COMPILER	MUIMELELI TSHITHAVHANA	2020/05/26
2	2022/06/22	REMOVED AIR EXTRACTOR AS PER BASELINE 10.3	APPROVER	COLLINS MBHOMBHI	2022/06/22
			CHECKER	ALLONIA NKONWANA	2022/06/22
			COMPILER	VANESSA NTULI	2022/06/22

TUE	CAR	OPERATOR NAME	DATE	SELF INSPECTION NUMBER	PAGES
TS 237	M03	MONDLI HADEBE	13/07/2024	SI.FT1040.22	01/08



SELF INSPECTION INDUSTRIAL QUALITY

Rev.
02
DATE-
2022/06/22

Project:
PRASA

SI.FT1040.22



Safety Related

Work station:

FT1040

Car: TS237-M03

NCR:

I - Documentation and Instruments

I.1 - Documentation Control

Document	Type of car						Revision	Observation		Signature/Date
	TC1	M1	M2	M3	M4	TC2				
PRA.FT1040.05.V6				✓			05	GOOD	✓	NA DEBE 13/07/24

I.2 - Instruments Control



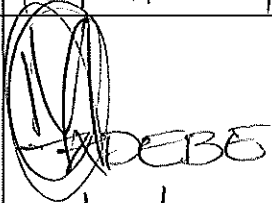



Monitoring and Measuring Instrument Control - Used for Special Process

Instruments	Serial number	Calibration or Verification Validation Date		Signature/Date
PRESSURE GAUGE	NA	NA	✓	DEBE 13/07/2024

II - Control Activities of Production

II.1 - Items to check

Item	Picture/Drawing	Description	Acceptance criteria / Record	OK	NOK	Rework	Signature/Date
01	-	Cleaning the Sector. 5S program up-to-date	The waterproof floor and car floor must be clean. There must be no materials, parts in place that may fall into the tank.	✓			DEBE 13/07/24
02	-	<p>Assembly according drawn or complementary documentation approved by ALSTOM engineering</p> <p>Parameters of the record:</p> <p>1. Water pressure: Specified: Minimum 4 + 1 / -0.5 bar. Found: <u>4</u> bar</p> <p>2. Exposure time: Specified: 40 minutes Attendance: <u>20</u> minutes</p>	There is no water retention in the roof or underframe. In any case, it shall be checked there that exists a clear drainage path on the roof to evacuate the water after the test.	✓			DEBE 13/07/2024

03	-	<p>After the test check watertightness of the box</p> <p>The box is leakage free? NOTE: If they are detected leakage points the same must be recorded in the table and indicated its location in figures below (Pg 02; 03). Provide the correction of points and then re-test, according To item 5.2 of the Test Procedure. Not occurring points leakage, annul fields of item 11</p>	<p>There is no water retention in the roof or underframe. In any case, it shall be checked there that exists a clear drainage path on the roof to evacuate the water after the test.</p>	✓	✓	✓	✓	 13/07/2024
04	-	Windows	<p>Não deve haver vazamento entre a estrutura e a janela.</p> <p>There must be no water leakage between the structure and the window</p>	✓	✓	✓	✓	 13/07/2024
05	-	Hvac	<p>There must be no water leakage between the structure, supports, corrugation and drains</p>	✓	✓	✓	✓	 13/07/2024
06	-	Sidewall	<p>There must be no water leakage between the structure, window and doors</p>	✓	✓	✓	✓	 13/07/2024
07	-	Roof	<p>There must be no water leakage between the air extractor, corrugation, antennas and passage of cables</p>	✓	✓	✓	✓	 13/07/2024
08	-	End frames	<p>There must be no water leakage between the end frame and gangway.</p>	✓	✓	✓	✓	 13/07/2024



SELF INSPECTION INDUSTRIAL QUALITY

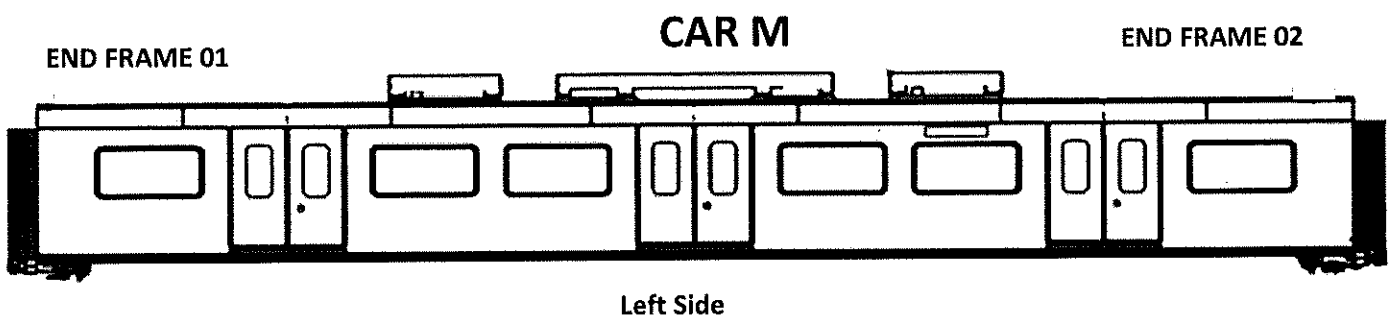
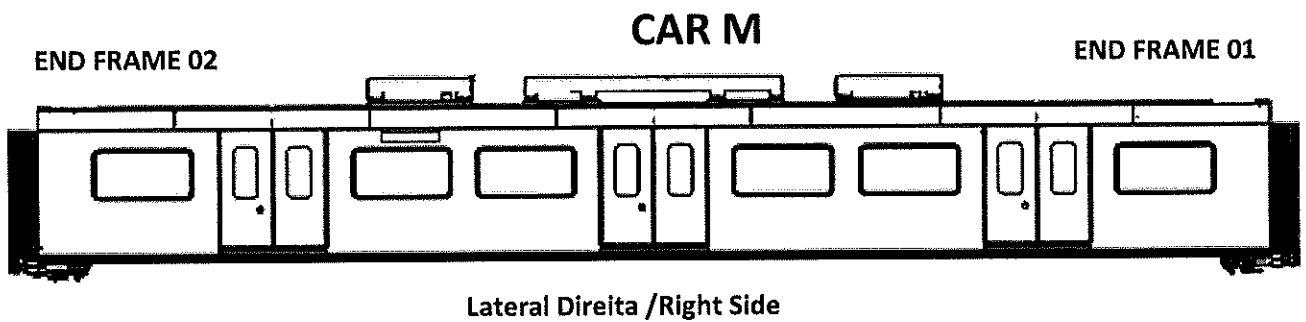
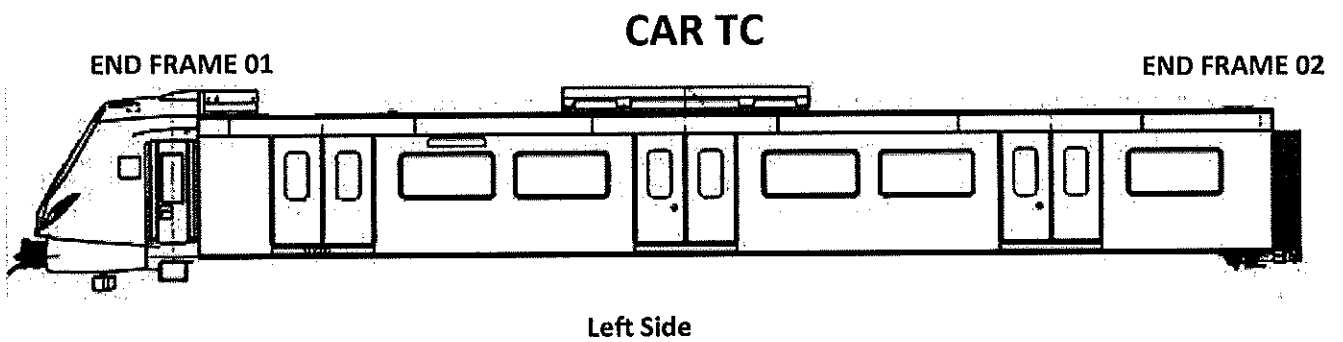
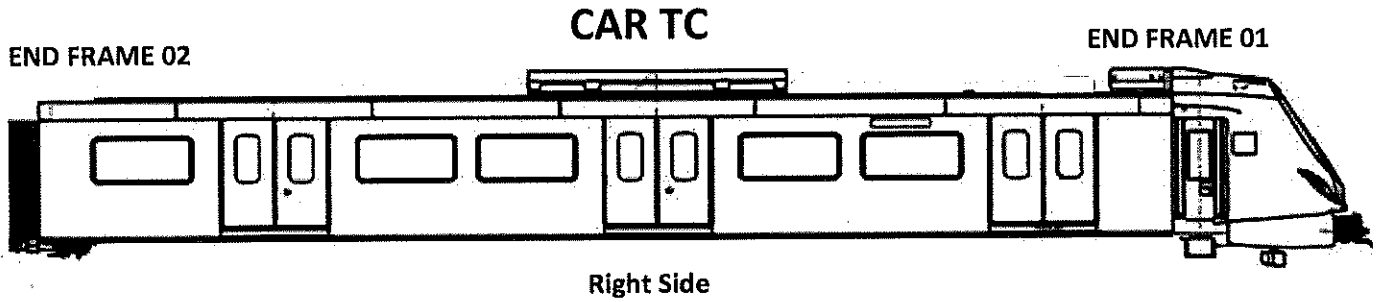
Rev.
02
DATE-
2022/06/22

Project:
PRASA

SI.FT1040.22

09	-	Cabin junction	There must be no water leakage between the cabin, sidewall and roof				NA
10	-	Windscreen	There must be no water leakage between the Windscreen and the mask.				NA

ITEM	Nº Leaks	Description Leaks and correction of action	OK	Signature/Date
11				




TC

M1 and M2


M3 and M4

END 1



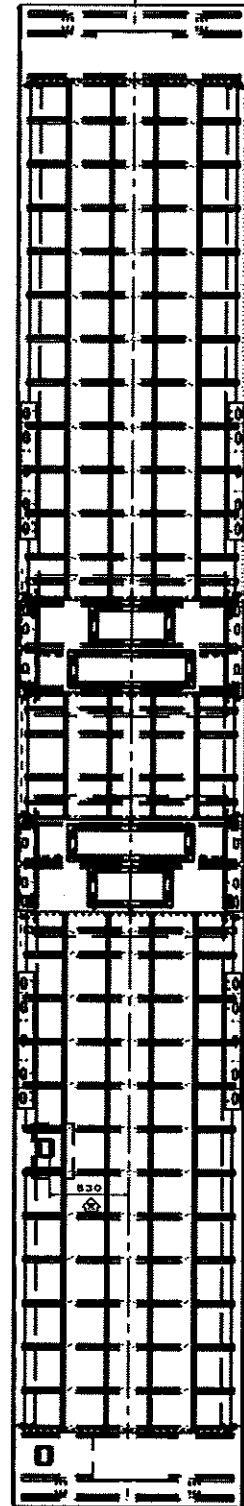
END 2

END 1



END 2

END 1



END 2

Item	Description of the Issue		Signature/Date



SELF INSPECTION INDUSTRIAL QUALITY

Rev. 02
DATE- 2022/06/22

Project: PRASA

SI.FT1040.22

Self Inspection - Final Result

Is the car good to advance to the next workstation? (Required the approval of EPU Manager and Quality Control)		DATE	NAME	SIGNATURE
HOLD POINT	If activities are not complete, the missing activities must not impact the next stage!	13/07/2024	Operations Manager MONDLI HADERE	
	(Every auto inspection performed conforms to specification or in case of divergence the same is approved by the competent party.)	13/07/2024	Industrial Quality Michael	
	There are activities pendings that impact/stop the activities of the next process Obs: (To describe problems below)		Operations Manager	
	There are non-conformities impact the quality of the product and there is no corrective action defined yet)		Industrial Quality	

In case of "NO GO", describe blocking problems

In case of "NO GO", the operations manager must define below action plan to ensure "GO":

Item	Description	Action	Responsible	Due Date	Status

Operations Manager/ Team Leader

Quality Manager/ Team Leader