



PRASA PROJECT



SELF INSPECTION SHEET

CONFIDENTIAL INFORMATION

This document and the information contemplated therein have to be considered as Confidential Information pursuant to the provisions of Clause 25 of the MSA, and treated as such.

APPLICATION REFERENCE

MOUNTING	DESCRIPTION	STATION	CAR TYPE						WORK INSTRUCTION	SAFETY?	
			TC1	M4	M1	M2	M3	TC2			
<input checked="" type="checkbox"/>	DTR3-PROCE-18	EXTERNAL WATERTIGHTNESS	TS1010	X	X	X	X	X	X	PRA.TS1010.04	YES
<input type="checkbox"/>											
<input type="checkbox"/>											
<input type="checkbox"/>											
<input type="checkbox"/>											
<input type="checkbox"/>											
<input type="checkbox"/>											

REV	DATE	MODIFICATION CONTENT	RESPONSIBLE	NAME	DATE
0	2017/06/17	ACCORDING TO IND-SAL-PRS-FRM-056_REV 01 (LAPA)	APPROVER	THABISO KOMAKO	2017/07/30
			CHECKER	TANUSS MARCONDES	2017/07/30
			COMPILER	ZANELE NOCELA	2017/07/11

TUE	CAR	OPERATOR NAME	DATE	SELF INSPECTION NUMBER	PAGES
TS 237	BLL CAR	SIMONE MISA MOLULO	29/07/2024	SI.TS1010.56	01/06



SELF INSPECTION INDUSTRIAL QUALITY

Rev. 00
Date 30/07/2017

Proj: PRASA

SI.TS1010.56

Car: _____

NCR: _____

Work station: TS1010



Safety Related

Number of Car (Customer): _____

I - Documentation and Instruments Control

I.1 - Documentation Control

Document	Type of car						Revision	Observation	OK	Signature/Date
	P1	M1	M2	M3	M4	P2				
PRA.TS1010.04	X	X	X	X	X	X	00	Good	X	N/A

I.2 - Instruments Control

Monitoring and Measuring Instrument Control - Used for Special Process					
Instruments	Serial number	Calibration or Verification Validation Date	OK	Signature/Date	

II - Self Inspection - Items to Check

II.1 - Items to check

Item	Picture/Drawing	Description	Acceptance criteria / Record	OK	Signature/Date
01		<p>Assembly according drawing or complementary documentation approved by GIBELA engineering</p> <p>Parameters of the record:</p> <p>1. Water pressure: Specified: Minimum 4 + 1 / -0.5 bar. Found: 4 bar</p> <p>2. Exposure time: Specified: 20 minutes Attendance: 19 minutes</p>	<p>There is no water retention in the roof or underframe. In any case, it shall be checked that there's a clear drainage path on the roof to evacuate the water after the test.</p>	OK	<p>S. S. P. 2017 29/07/2017 </p>
02		<p>After the test check watertightness of the box</p> <p>Is the box leakage free? NOTE: If there are leakage points detected, it must be recorded in the table and indicated with its location in figures below (Pg 02; 03). Provide the correction of points and then re-test, according to item 5.2 of the Test Procedure. Not occurring points leakage, annual fields of item 11</p>	<p>There is no water retention in the roof or underframe. In any case, it shall be checked that there's a clear drainage path on the roof to evacuate the water after the test.</p>	OK	<p>S. S. P. 2017 29/07/2017 </p>



**SELF INSPECTION
INDUSTRIAL QUALITY**

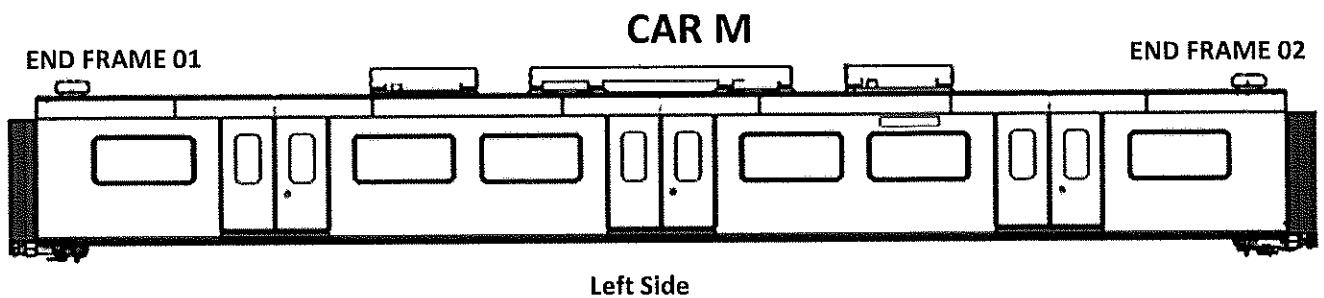
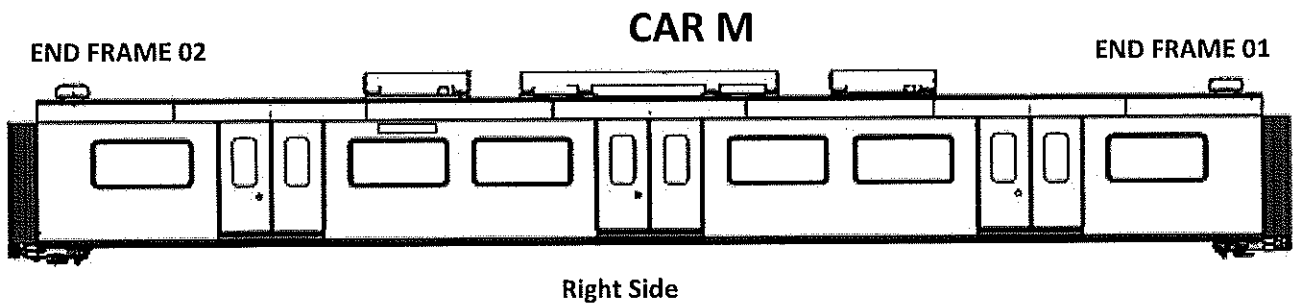
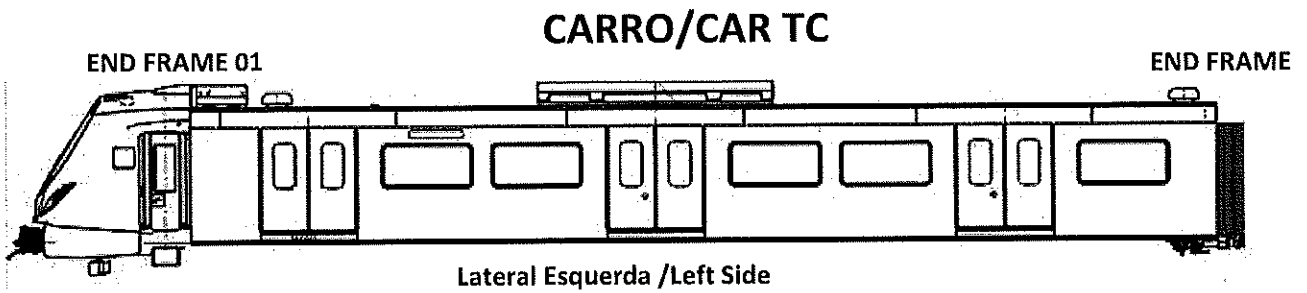
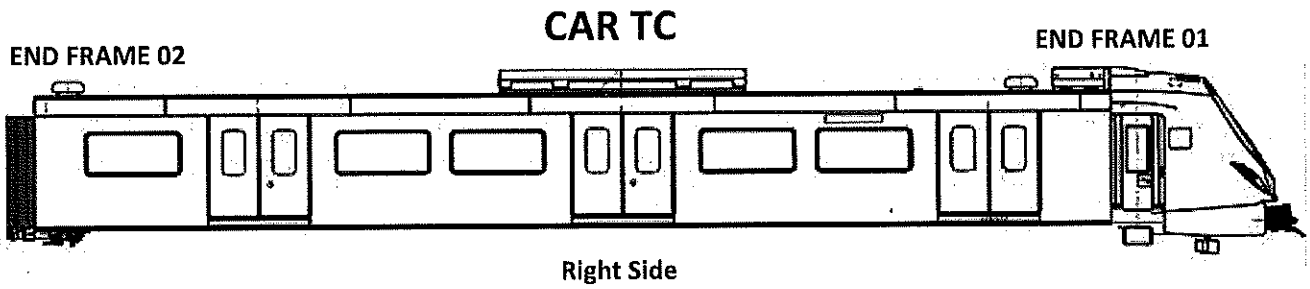
Rev.
00
Date
30/07/2017

Project:
PRASA

SI.TS1010.56


03		Windows	There must be no water leakage between the structure and the window	OK	SI.TS1010.56 29/07/2017
04		Hvac	There must be no water leakage between the structure , supports, corrugation and drains	OK	SI.TS1010.56 29/07/2017
05		Sidewall	There must be no water leakage between the structure , window and doors	OK	SI.TS1010.56 29/07/2017
06		Roof	There must be no water leakage between the air extractor ,corrugation, antennas and passage of cables	OK	SI.TS1010.56 29/07/2017
07		Air extractor	There must be no water leakage between the plate and support air extractor.	OK	SI.TS1010.56 29/07/2017
08		End frames	There must be no water leakage between the end frame and gangway.	OK	SI.TS1010.56 29/07/2017
09		Cabin junction	There must be no water leakage between the cabin, sidewall and roof	OK	SI.TS1010.56 29/07/2017
10		Windscreen	There must be no water leakage between the Windscreen and the mask.	OK	SI.TS1010.56 29/07/2017

ITEM	Nº Leakages	Description leakages and correction of action	OK	Signature/Date
11				



TC

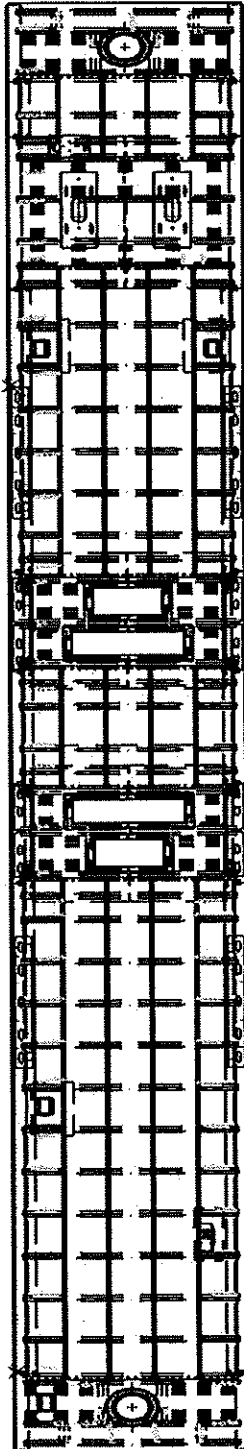
END 1



END 2

M1 & M2

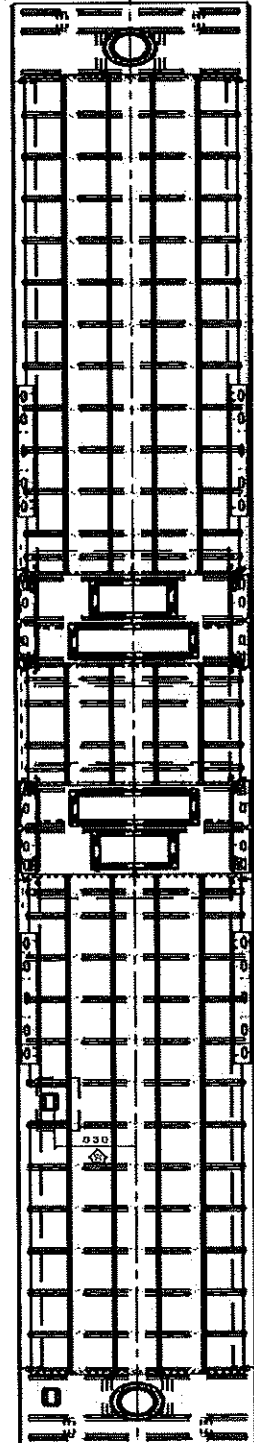
END 1



END 2

M3 & M4

END 1



END 2



SELF INSPECTION INDUSTRIAL QUALITY

Rev. 00
Date 30/07/2017

Projet: PRASA

SI.TS1010.56

II.2 - Check List REX

Check List Items (Attached)					
Item	Picture/Drawing	Description	Criteria /Record	OK	Signature/Date
01	N/A	To complete REX	There should be no pending items in the REX	<i>d'</i>	<i>[Signature]</i>

Self Inspection - Final Result

"Is the car good to advance to the next workstation/process? (Approval of Operations Manager/Team Leader and Industrial Quality)"		DATE	NAME	SIGNATURE
HOLD POINT	GO	If activities are not complete, the missing activities must not impact the next stage!	<i>Thato</i> Operations Manager	<i>[Signature]</i>
		Every auto inspection performed conforms to specification or in case of discrepancy the same is approved by the competent party.)	<i>Sinethemba</i> Quality Technician <i>Mobico</i>	<i>[Signature]</i> <i>[Signature]</i>
	There are activities pendings that impact/stop the activities of the next process Obs: (To describe problems below)		Operations Manager	
	There are non-conformities impact the quality of the product and there is no corrective action defined yet.		Quality Technician	

In case of "NO GO", describe problems:

In case of "NO GO", the operations manager must define below action plan to ensure "GO":

Item	Description	Action	Responsible	Due Date	Status

Operations Manager/ Team Leader

Quality Manager/ Team Leader